

KOKO

CARDBOARDS

DIY SKATEBOARD

For self assembly.

THE SET INCLUDES:

- 58 x cardboard truck elements
- 1x cardboard deck element
- 1x paper instruction

TO COMPLETE THE SKATEBOARD

YOU WILL ALSO NEED:

1. Medium brush
2. Glue (with low water content).

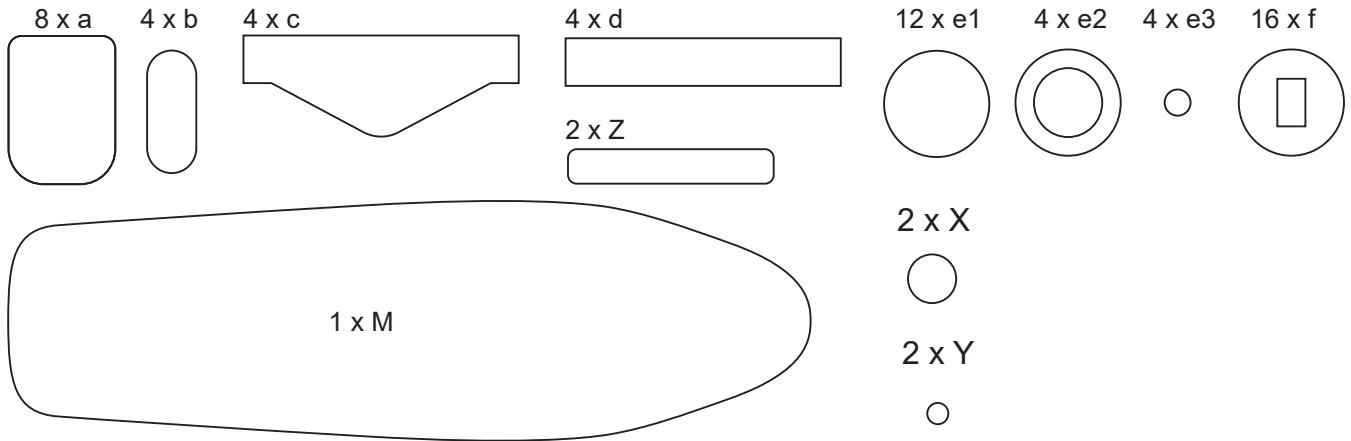
Photo and video tutorials are available on our website:
www.kokocardboards.com

For more inspirations follow us on instagram:
www.instagram.com/koko_cardboards

PREPARATION

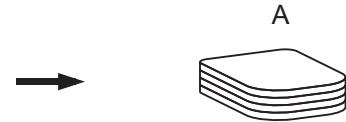
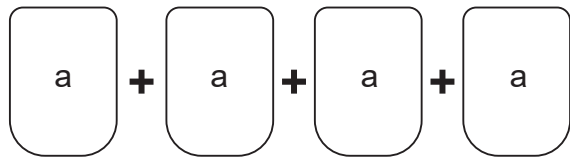
1. Prepare medium brush for applying the glue.
2. Use a glue with low water content - we recommend bookbinding glue.
3. An instructional videos can be found on our website www.kokocardboards.com

TABLE OF ELEMENTS


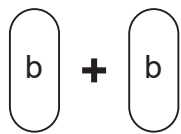


GLUE TOGETHER THE ELEMENTS IN ORDER AS SHOWN IN THE SCHEME.

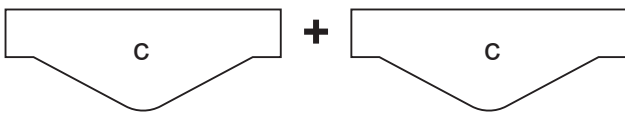
1. (2x)



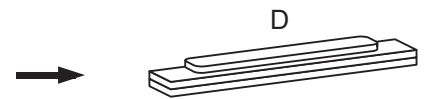

2. (2x)



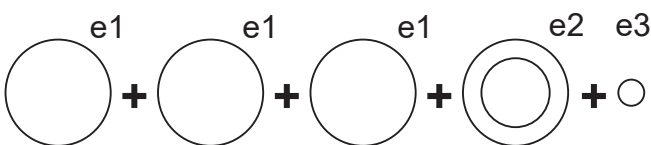
3. (2x)



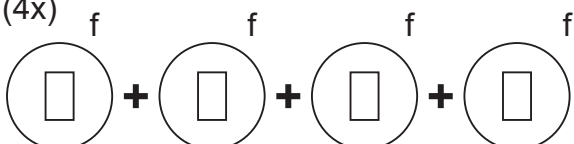
4. (2x)



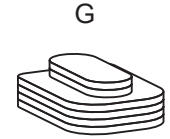
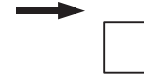
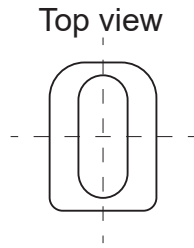
5. (4x)



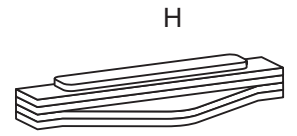
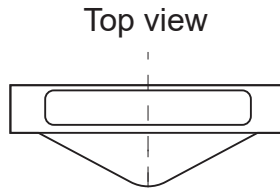
6. (4x)



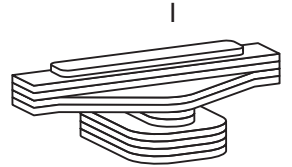
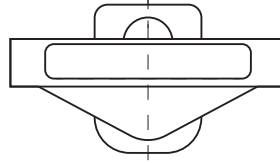
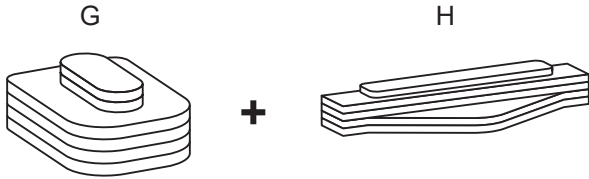
7. (2x)



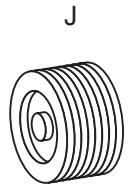
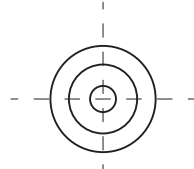
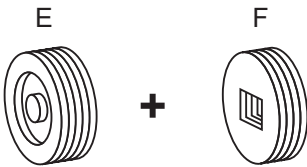
8. (2x)



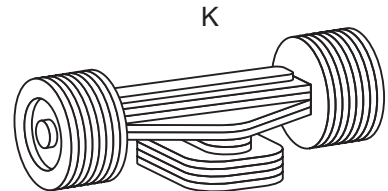
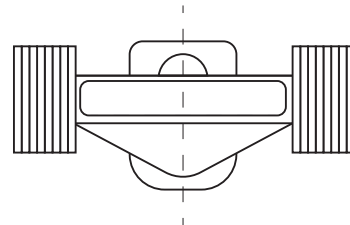
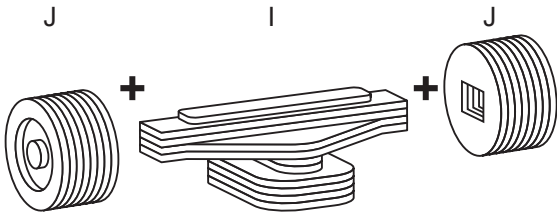
9. (2X)



10. (4X)



11. (2x)



12. (2X)

