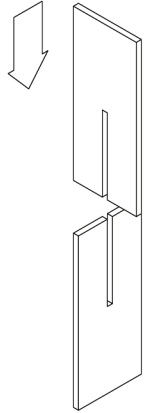


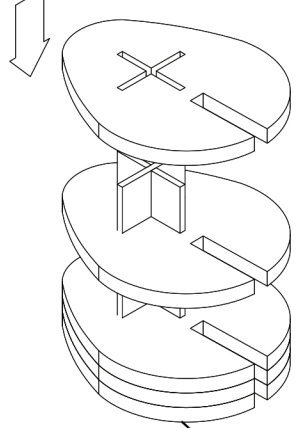
SEAT : ASSEMBLY INSTRUCTION

①



Fold both elements of the cross together

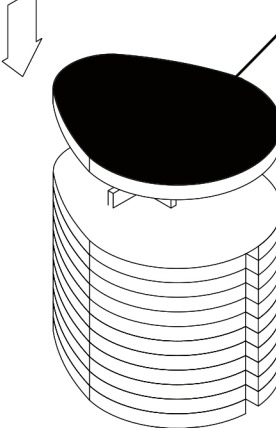
②



Put the elements of the seat with the cuttings on the cross.

FELT COATED SIDE

③



Put the elements of the seat without the cuttings on the cross.

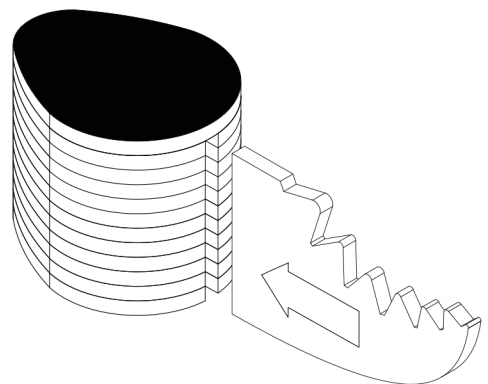
TOP OF THE SEAT

- SEAT COMPONENTS:**
- * 11 x element with the cutting
 - * 1 x element without the cutting
 - * 2 x cross element
 - * 1 x tail

www.kokocardboards.com
www.instagram.com/koko_cardboards

Manufacturer:
Love Life Piotr Matuszewski / owner of KOKO Cardboards
ul. Strumykowa 50
62-081 Przeźmierowo
POLAND

④



Slide the last part of the set - tail into the hole in the seat.

⑤



ALL READY!
HAVE FUN!